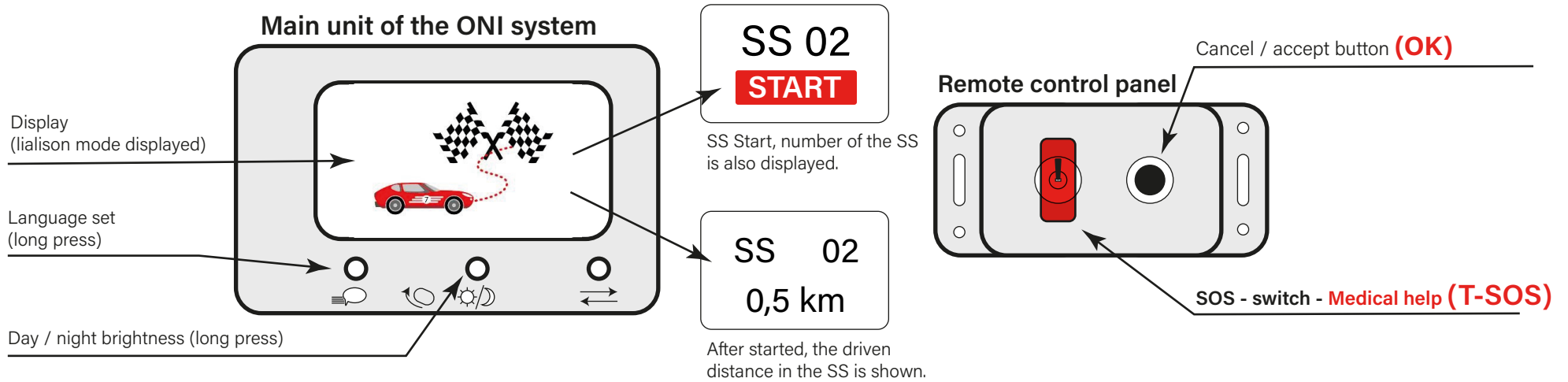


REFERENCE USER GUIDE OF THE ONI GPS SYSTEM



Stopped, NOT blocking

Situation:

- Puncture change on SS
- Technical issue
- Retired
- Car slided into ditch...

What to do?

- Press the OK when the car has stopped
- If retired inform the Rally control
- If parked on the side of the road, please use the warning triangle!
- Use the paper green OK sign if the car is damaged and visible from the SS track.

Other crews see on the GPS:

- No information is displayed on the GPS unit to the approaching crews.

Stopped, BLOCKING

Situation:

- Completely blocked road
- Car stopped in a very dangerous place (tech. issue, repair...)

What to do?

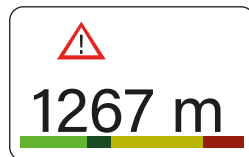
- Do NOT press OK after stopping
- Try to push the car away
- Call Rally control
- Unit is displaying, after 30 sec:

ARE YOU OK?

- Keep displayed. OK button should be pressed once the track is clear or you continue driving.

Other crews see:

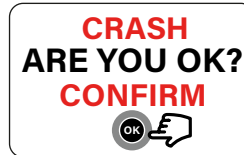
- The Unit in the approaching car is displaying, with one beep:



Accident

Situation:

- Accident automatically recorded by ONI unit:



What to do?

- Medical help needed: Use T-SOS switch, see next point
- Crew and SS track OK: Press OK
- Track blocked: Do NOT press OK

Other crews see:

- The Unit in the approaching car is displaying, with constant beep



- Should the crashed crew press the OK, warning disappears.

SOS - Medical help

Situation:

- Accident - ambulance needed
- Calling help for other crew after arriving to crash scene
- Calling help for spectators...

What to do?

- Use the T-SOS Switch
- Call Rally control if possible
- Unit will display:



Other crews see:

- The Unit in the approaching car is displaying, with constant beep



Red flag

Situation:

- Red flag issued by the Rally controls. Unit displays, together with continuous beeping signal:



What to do?

- You are obliged to accept the flag by pressing OK, that mutes the sound alarm as well.
- Driver is obliged to decrease the speed immediately and safely continue in direction to the SS finish and/or following Marshals instructions should the road be blocked.
- **Notional time is given**